



April 2024 Newsletter

www.coastalquilters.org.nz
E: coastal.quilters@gmail.com



President's Piece

Philippa Doyle gave us a great tour of India and not just fabrics. Her introduction covered colour, architecture and people which helped give us an insight into the country. Philippa's collection of antique fabrics showed the care the makers took as well as frugality in enlarging a child's outfit as they grew. I have tried sewing a round shisha mirror onto fabric and it wasn't easy, so it makes sense to keep reusing those fabrics as much as possible. Our current emphasis on reuse and recycling is not new.

The emphasis on reuse continues in this month's 'block of the month' and an opportunity to use up those crumbs or tiny scraps. For those who were not at the meeting, the instructions have already been sent out. In case you were wondering, there is a reference to GQ in the instructions which is 'gift quilts'. Thanks to Alison for designing recent blocks which has helped to use some of our gift quilt fabric. The more quilts we make the more we can donate to the Women's Refuge at the end of the year.

Our next monthly meeting will be our workday. Bring your project(s), these can be for hand or machine sewing and join us for as long as you like between 10.30am and 3 to 3.30pm. We will provide tea and coffee, irons and ironing boards and some electrical cables.

If you are going to Symposium you will need to get your machine electrically tested and tagged. We have an electrician coming to the workday at 11am so bring your machine down or get someone else to bring it for you. If there are 10 people getting the machines tested the cost will be about \$14-15 per machine.

As a matter of courtesy, if you are unable to go to a class please let Nicola know. This means the tutor can cater for the revised numbers and the whole class is not held up waiting for people who do not arrive.

Regarding future events, thank you to Lisa and Margaret for organising the bus trip this year (Saturday 3 August) which will be heading to the Wairarapa. Soon it will be our AGM, we are still looking for people to join our Committee as we have a couple of people resigning. As the saying goes 'many hands make light work', so if you are interested please come and talk to one of the Committee members (yellow badges).

Nicky
President

Next Sit and Stitch

Saturday, 27 April 2024
St Andrews Church Hall

Next Club Day

11 May, Workday
Doors Open 10.30am

Inside this issue:

President's Piece	1
Sit and Stitch	2
Speakers	2
Retreats	3
Gift Quilts	4
BOM	4
Library	4
Classes	5
Meeting Roster & Duties	8
Show and Tell	10-12
Events Calendar 2024	13
Gift Quilt BOM	13
Mini Retreat Rego Form	14

Sit and Stitch

The next two dates are Saturday, 27 April and 25 May. Come along with your machine or hand stitching and enjoy the company of fellow club members.

Location: St Andrews Church Hall, Plimmerton

Time: 10am – 4pm

2024 Speakers

May: Work Day.
June: tba
July: Clare Smith (on Japan visit)

Retreats

Here's a great write-up on the recent 5-7 April Retreat by Helen Westerbeke.

Hi everyone, I'm a newbie. My mother Marg Jorgensen has been a CQ member for a while and knows a few of you. I caught the bug with her help and have been sewing quilts for about 18 months now. She convinced me to join up and I attended a couple of meetings and read about the retreat. I wasn't quite sure what to expect at a quilting retreat, but I like quilting and I like retreats, so it seemed a no brainer. I turned up at 2pm when it was said to start and found a hive of activity already going on, with rooms chosen and retreatants well set up at tables and into their projects; note to self – next time get there early!

I was quickly given a table, set up my machine and happily got stuck into a project that had stalled for a while. It was lovely to wander about the other tables to meet other mad quilters and see what they were up to. It was also nice to have people come by my table and admire my project. I am also a photography addict (my other passion) and take a photo every day – have done so for the past 14 years. I didn't have one in the bag yet and was so excited when we were visited by one of the resident cats, Lily (I am also a crazy cat lady!). Lisa was very helpful in setting up her project to lie over the ironing board so I could capture some photos of her in front of it. Janine and Di enjoyed meeting her as well. Lily's companion Midnight (all black) hung around with her as well but was not quite as social.



A few of us were booked into a local Indian restaurant for dinner which was lovely and a good way to meet people I didn't know. Mum could only attend on the Saturday and I only knew Lisa out of all the retreatants. The others decided to get fish and chips together back at the retreat. We all carried on sewing into the night, with the last of us finishing around 10.30pm. I was told that breakfast was at 8am and that we gathered together in the main room before heading over together. This I guess meant you could start back up again whenever you wanted to. I'm not sure how early people started, but I enjoyed my sleep in and made it to the room around 7.45am. It was lovely wandering over in the brisk early morning sun together to a lovely fire heated room to enjoy breakfast someone else had prepared.



We were all back at it again in the main room, and making the most of the big table in the middle, where you could set all your blocks out, and have others collaborate with you to help you decide where you wanted to place them. Margaret made the most of this and the final product looked amazing. Around 9am or so we were joined by the Saturday sewers: My mum Marg, Alz, and a couple of others. Tables were found for them and they were off and running too.

Mid-morning found us having a tea break and enjoying a special visit from Wairarapa Jan's latest 'assistance dog in training', 4-month-old golden Labrador, Reece. She was a hit with everyone and even got taken out for walkies.



Around this time, we also had a visit from the lovely Rachel-Mary who

enjoyed checking out everyone's work and is seen here getting into the finer detail of one of Jan's amazing quilts. Pretty soon we heard Nicky yell out "10 minutes to lunch", which she would do for each break so we knew how our time was going.



After another nice meal I didn't have to prep, we got stuck back into it. I soon started to fade and knew I need my afternoon nap. (I know!) After a nice snooze, I came back firing on all cylinders rearing to finish my project. It was so nice being able to sew and chat all together. As Saturday afternoon led into happy hour, we had quite the interesting chat going on.....

There was mention of one retreatants 'hubby number 3' cooking her a meal on Sunday night, just as her 'hubby number 1' called her on the phone to check in: what about 'hubby number 2' you ask..... we discovered that another retreatants hubby wants her to create a 'sex quilt'; Marilyn began setting out a 'rock and roll' quilt on the large table and I am sure most of us are on drugs. So, you could say, that our quilting retreat was quite 'sex, drugs and rock and roll'! What happens on retreat stays on retreat is all I can say at this stage!



After happy hour we enjoyed another lovely meal before heading back to carry on. I saw a few people "smashing out" their projects and getting a lot finished which is so satisfying. I finally completed my project at the end of the evening, which again finished with the last of us around 10.30pm. After a lovely sleep in on Sunday morning for day lights savings, most of us were rearing to go again. I was able to make a start on a new project, and we all carried on while enjoying breakfast and lunch breaks for sustenance. People left at different times during the day, with most of us out around 2.00pm. I heard comments like:

"Best retreat ever" and "do we have to leave?" I for one had an amazing time and am already looking forward to the next one. See you there!

MARK THESE DATES IN YOUR DIARIES

2024 Full Retreats	23 - 25 August 2024
2024 Mini Retreats	26-27 July 2024
	22-23 November 2024
2025 Full Retreats	4-6 April 2025
	5-7 September 2025

Silverstream Retreat date for August has changed to a week earlier than advertised in the last newsletter. **New dates are 23rd to 25th August.** There will also be an increase in price. More info at next QC meeting.

Mini Retreat coming up Friday 26th/Saturday 27th July see registration form attached.

Gift Quilts

We continue to make good progress on our collection of finished quilts for 2024, with 14 so far.

Charity quilts are a great way to practice your quilting, whether it's straight-line, walking foot or using your free-motion foot and practicing those skills. I have a couple of quilts pinned and ready to be quilted. Please get hold of me or see me at a meeting for one of these.

Coming up in June is our Gift Quilt Workday. These are a great time to cover off some of the larger tasks of putting together Gift quilts like piecing backings, cutting batting, pinning and so on. However, there are always a range of jobs, so put 29 June in your calendar to come for all or part of the day. More information in the next couple of months.



A Hugs and Kisses top assembled by Prue.

Block of the Month

Thank you so much for your contributions to the Traditional-style blocks for March. I love the way you've been so differently creative.

The instructions for the April BOM were emailed out after the meeting and will be included at the end. Feel free to make as many as you wish of these.

Watch out for a new BOM at the June meeting!

Alison Spurdle



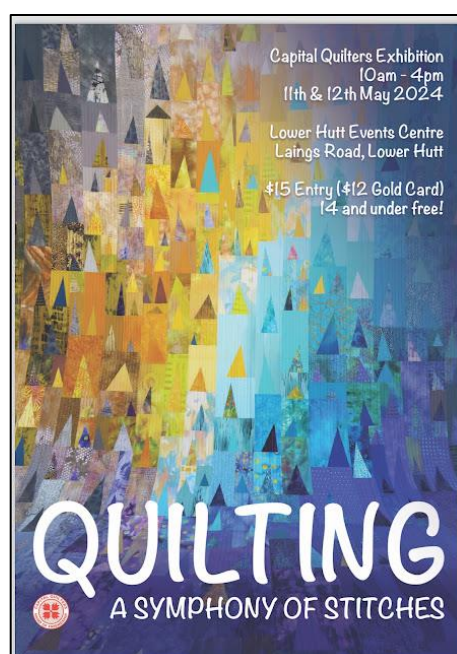
Some of the blue, white and pop of yellow Traditional-style blocks that came in at the March meeting.

Library

No pictures of the current issues of our Magazines this newsletter.




The library won't be open at our May meeting, so watch out for plenty of inspiration in the new issues at the June meeting.

If you see a book you think would interest CQ members, have a chat to Maree, our Librarian.



Classes 2024

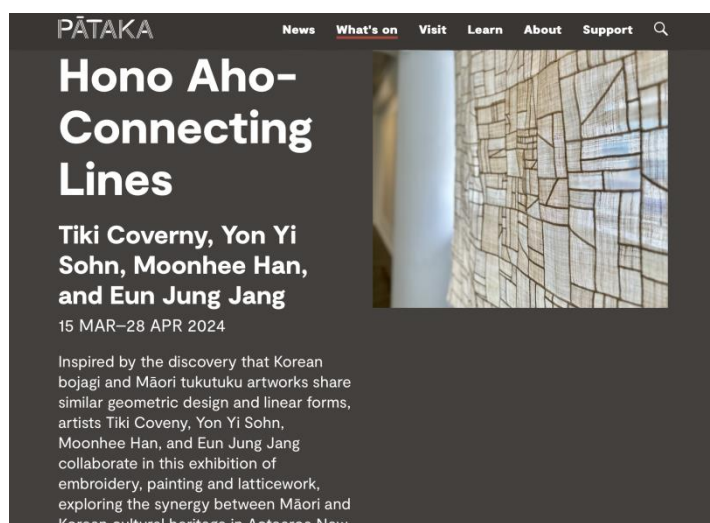
Classes for July to September

Date	Class/Tutor	Description	Code
20 July	Komebukuro Bag (Rice Bag) – Clare Smith 	Learn how to do 'One Stitch Sashiko' and turn your stitching into a Komebukuro bag (rice bag). Participants will explore a range of different one stitch sashiko stitches in class then complete the panels at home ready to return and complete the bag construction in a second class. The stitched panels could also be used to make pincushions and these are quick to make and make great gifts.	BagCl
17 August	Bear Paws – Di Barnden 	Small Lap Quilt can be made with one colour or several. Go hunting in your stash to see what gems you can uncover.	BearPs
21 September	Christmas Stocking – Cherie Gurney 	Have a day of creative fun making your very own Christmas stocking. Choose from either the Black Christmas Tree Stocking kit or the Gold and Silver Stars Kit (included in the kit is a prequilted Christmas stocking, embroidery floss, tape and cord). You will learn how to paint fabric, handstitch text and join all the components together by machine stitching to finish off. Fabric paint and paint brush supplied by tutor. Note: Kit is supplied by tutor at a cost of \$40.00	Xmas

If you have any suggestions of classes that you would like to do, please talk to Nicola Drake (email l.n.drake@xtra.co.nz) or put a note in the suggestion box which is on the sign-in table on meeting days. Occasionally a class will have an additional cost for equipment or materials.

- Your place in class is not secured until you pay. Please ensure you register and pay and do not just turn up on the day.
- All classes start at **9.30am (unless otherwise stated)** and are held at the St Andrews Church Hall, Steyne Avenue, Plimmerton unless stated otherwise. Please arrive early to set up your machines etc.
- **It is important we each remember to help clear up our own area (table away & floor clean) before leaving – we are all volunteers!**
- Please be mindful that attendance at any of our classes is for those members who have enrolled and paid to attend. Turning up without enrolment or popping in puts extra pressure on our limited space, time and tutors. Thank you.

When paying online, use the club's bank account BNZ - 02 0524 0056822 00 and please remember to include your name and the Payment Reference for the class you are doing. Classes are \$40.00 for members and \$55.00 for non members.



Karori Arts & Crafts is gearing up for their annual fundraiser, the Fabric and Yarn D'Stash Sale. They have a few tables still available if you would like to sell any stashed fabric.

This year's sale will be held Sunday 19 May from 10am to 2pm. The approximate size of the tables is 1.6m x .8m. The cost per table is \$35.

If you are interested in attending the sale this year, please follow the link [HERE](#) and fill in the google form. Payment information will be sent after the form has been received. Please return the form ASAP so they know you will be attending.

From the recent Floor Mat Class with Jenny Hunter

Last Saturday class was Jenny 's Floor Mat. Most of us were able to finish our top in the class. There was some lovely fabric in them too. Jenny was great and a helpful teacher. I look forward to seeing them at our show and tell at our club meetings.

Nicola Drake



Photos of Floor mats/Table toppers completed or partially completed.

Rachel-Mary Perry is our Club Almoner. Please contact Rachel-Mary on 021 1705 151 or email rmperry1943@gmail.com if you know of someone coping with an illness or bereavement.

PĀTAKA

News What's on Visit Learn About Support

Paraikete Threads

Jeanine Clarkin, Noa Blanket Co and Mataaho Collective.

2 MARCH – 2 JUNE 2024

Meeting Duties

Thank you to everyone for continuing to help out with duties at our Club Day. Our pool of members able to contribute, especially with heavy lifting, is limited so we really appreciate your offers to help on the day, even though you may not have been down for any duty.

May Workday		June 2024	
Hall:		Hall:	Wendy Neilson
Kitchen:		Kitchen:	Sue Tattersall Annette Veitch
Sales:		Sales:	Jean Corin Verena Coleman Denise Field Prue Cooke-Willis
Raffles		Raffles	Leza Marfell
Quilt Holders:		Quilt Holders	Hannie van Cruchten Leonie Bond
Frames		Frames	Alz and Janine Armstrong
Library:		Library:	Jan Lucas

Helper Duties (All helpers to arrive by 12.45 pm)

If you are new to helping out with duties, the following is a simple version of what is expected. If you are unable to do your duty please contact a committee person.

Hall	Please arrive by 12.45 to help put out chairs in the hall and at the end of meeting help stack any unreturned chairs to back of hall.
Kitchen	Simone brings milk, biscuits and cups etc. Prior to start of meeting, you need to put out cups, biscuits, coffee, milk in jug, make sure zip is boiled and teabags put in pot ready for the tea break. Help pour tea during break and afterwards wash up any cups and tidy up kitchen area.
Sales	A committee person will direct you as to what is required eg put out fabrics, books etc on sales tables, take in sales and after afternoon tea help pack up and count all money taken in.
Raffles	Sit at raffles table and sell raffles! At end of afternoon tea, count up money taken which is then given to Alison Tierney (Treasurer)
Library	Maree and librarian helpers will give you a container of pens and as books are taken out, members name and date of return are written on library book cards. (Return date of books is the month following). Cards to be put in numerical order in container and given back to Library Helpers at end of break.

Helpers:

Jean Corin, Denise Field, Verena Coleman (Sales Table), Simone Etheredge (Chief Tea Lady), Maree Le Comte, Louise Shirkey, Judy Elliot (Library), Prue Cooke-Willis (Club Membership), Alison Spurdle and Prue Cooke-Willis (Gift Quilts), Lesley Hall (Mini-retreat, Sit 'N' Stitch), Alz and Janine Armstrong (Frames & Photos), Rachel-Mary Perry (Almoner), Angela Ambler (Greeter) .

Classes: Nicola Drake

Membership:

Prue Cooke-Willis 027 337 3493 Email: prudencecw@gmail.com

SYMPOSIUM 2024 REGISTRATIONS ARE OPEN



Tutors have now been announced for the Symposium – there is a great line-up.

Not too late to register - for more information and to register for this awesome event in October 2024 go to www.quiltsymposium.com

2023/2024 Committee

A reminder about our Committee contact and roles below. If you're ever interested in finding out more or joining the committee please feel free to contact any one of us. We are a small group and always welcome new members on board.



Nicky Gardner	President	04 232 2805
Gayle Carmichael	Past President	027 602 7888
Lindy McKeown	Newsletter Editor	021 2800 315
Alison Tierney	Treasurer	04 904 4105
Alison Spurdle	Gift Quilts Coordinator	027 306 2822
Hannie Van Cruchten	Retreats	021 033 8070
Georgina Shann	Secretary	021 027 26225
Nicola Drake	Classes	021 396 473
Vacancy	Block of the Month	
Maree Le Comte	Librarian	04 232 4425
Prue Cooke-Willis	Membership and Gift Quilts	027 337 3493

Coastal Quilters Bank Account Number

Payment of classes, retreats, subs, bus trips etc, please include your surname and the reason for payment eg subs, Bus trip, class name (payment reference)

BNZ - 02 0524 0056822 00

Have you changed your address – snail or email?

If so, please let Prue (prudencecw@gmail.com) know so she can update lists and keep you in touch with Coastal Quilters.

Show and Tell



Two Dresden Table Runners finished from Di's recent class. Well done Nicky and Pat.



Leonie



Di



Nicola



Alison





Georgina



Trish



Alz





Lorraine





Lisa



Classes with Wellington Quilters

Wellington Quilters is having a weekend-long mini event at the start of June over King's birthday weekend to celebrate some unconventional but fun ways of using quilting. They have space in the following classes:

- 2nd June – Zero-waste Jacket with Anna Hicks - Learn to up-cycle a quilt or woollen blanket into a snugly winter jacket with your choice of exclusive zero waste pattern
- 3rd June - Patchwork Tote with Kay Coolbear – Learn to make a sturdy and versatile patchwork tote that can turn your orphan blocks into a gorgeous feature

All classes are \$75. Details are on their website at <https://www.wellingtonquilters.org.nz/upcoming-events>. Anyone interested can register using the email link, or by contacting Charlotte (0273593070) or Larrie (0223640685).

They also have another class coming up on 24 August - Honeycomb Spin by Anna Hicks and are welcoming any interested parties to register for this popular class as well.

Coastal Quilters Events Calendar 2024		
May	4	Tote & Gloat 2024 , 8.30am – 5.00pm, Fly Palmy Arena 2, 61 Pascal St, Palmerston North. Guest Speaker: Wendy Nutt
	11	Club Work Day
	11	Class: Beginners , Lynette (Cherry Pie, Levin)
	11-12	Capital Quilters Exhibition , Lower Hutt Events Centre 10.00 – 4.00 am Entry \$15 (\$12 Gold Card)
	18	Class: English Paper Piecing , Marge Hurst, St Andrews Church Hall
June	8	Club Meeting
	15	Class: Finish It Up , Di Barnden
	29	Gift Quilt Workday
July	6	Club Meeting (AGM) (Please note this is a week earlier than our normal monthly meeting)
	26-27	Mini Retreat
August	10	Club Meeting
Aug-Sept	30-1 Sept	Full Retreat, Silverstream
September	14	Club Meeting
October	2-6	Quilt Symposium – Cambridge High School – Registrations open
	9	Club Work Day
November	9	Club Day
	22-23	Mini Retreat
December	14	Christmas Meeting
Coastal Quilters Events Calendar 2025		
May	16-18	The Great NZ Quilt Show 2025, Christchurch
September	5-7	Full Retreat, Silverstream

Gift Quilt BOM April – short version

Create a piece of Crumb fabric from your scraps that measures 3 ½ x 10 ½ inches.

Tip: A suggestion is to press your seams open when making your Crumb fabric.

Outside Fabric (We're going with a green colour theme)

Cut: - Two strips 2 ½ x 10 ½ inches
 - Two strips 2 ½ x 7 ½ inches.

Sew the 2 ½ x 10 ½ inch strips to the long sides of your Crumb fabric. Press the seams away from the crumb fabric. Next sew the 2 ½ x 7 ½ strips to the ends of your Crumb fabric. Press seams away from the Crumb fabric. Your block should measure **7 ½ x 14 ½ inches**.

Finished Block - Bring your finished block to the CQ meeting on 8 June.



Coastal Quilters



MINI RETREAT REGISTRATION FORM Friday 26 – Saturday 27 July 2024 St Andrews Church Hall, Steyne Avenue, Plimmerton

Name: _____

Phone: _____ Email: _____

Please indicate which days you will be attending -

Friday 1pm - Saturday evening _____ \$20.00 Friday only _____ \$15.00 Saturday only _____ \$15.00

Meals and morning/afternoon teas are shared.

If you have special dietary requirements please cater for your own needs.

For admin purposes, will you be –

- ☐ Hand sewing
- ☐ Machining (there will be limited space for machines, so get in quick)
- ☐ Bringing your own sewing machine table

Schedule:

Friday Arrive **12.30pm**; shared dinner 5.30-6pm; Go home – 8-9pm

Saturday Arrive after breakfast 8.30-9am; Shared lunch 12.30-1pm; Shared dinner or takeaway 5.30-6pm; Pack-up & go home 8-9pm

Payment Details

\$ _____ Date _____ Bank a/c 02-0524-0056822-00.

Please remember to include your name and 'mini retreat' in the payment details.

Full refunds will only be given if cancellation is notified 1 week prior or if a replacement is found.

Name of person to be contacted in case of emergency:

Name: _____ Mobile: _____

Needs List :-

Sewing Machine & instruction book, bobbins, spare needles, accessories

Sewing kit – threads, scissors, pins, un-piker

Cutting mat, rotary cutter and rulers

One **small** project that you would like to get done over the weekend (keep a second in the car)

Pattern or book you are working from

Iron & ironing board (if you need one)

Small rubbish container (ice cream pot)

Your own mug

Optional - own sewing chair (though chairs are provided).

It is important we each remember to help clear up our own area (table away & floor clean) before leaving – we are all volunteers!

Please email your completed form to cqretreats@gmail.com