



May 2024 Newsletter

www.coastalquilters.org.nz
E: coastal.quilters@gmail.com



President's Piece

The meeting this month was our workday and, after a slight hiccup with the previous users of the hall shutting the door, we set up a very cosy sewing spot in the supper room. The sewing machines were working hard, there was a lot of hand stitching, a lot of chatter and inspecting of other's work. It is a great opportunity to make significant inroads on a project. We also had a good turnout of machines for electrical tagging – thankfully all of them passed.

The previous Saturday I had an early start for my first experience of Tote'n'Gloat in Palmerston North. I really enjoyed the opportunity to see all the quilts from a distance and then a close up inspection during lunch break. It was fascinating trying to analyse why and how the difference in perspective affected the quilt. No, I didn't win a spot prize or the sewing machine – better luck next time!!

For next year's Tote'n'Gloat there will be a mystery block of the month to be completed over a few months. I have signed up Coastal Quilters to receive the details. While some of you might like to complete this and take the quilts to Palmerston North, others might like to take part just for fun. Watch the newsletter for more details....

Please read, and take note of, the **Class Policy attached** to this newsletter. If you are unable to attend a class please contact Nicola as soon as possible so that she can let the tutor know and this gives another CQ member the opportunity to attend if the class is full. Otherwise the class does not start on time as they are waiting for the remaining member(s) to arrive and the tutor will have spent time preparing for the number of people who were supposed to attend.

Nicky
President

Next Sit and Stitch

Saturday, 25 May 2024

St Andrews Church Hall
10.00 am start

Next Club Day

Saturday 8 June 2024,

Doors Open 12.45 pm

Inside this issue:

President's Piece	1
AGM Information	2
Work Day	2
Speakers	3
Gift Quilts	3
BOM	3
Retreats	3
Classes	4
Meeting Roster & Duties	5
Notices	6
Tips	7
Gift Quilts Work Day	8
Japan Visit	9
Events Calendar 2024	10



Some of the beautiful work completed in Marge's class.

Annual General Meeting

A reminder that our AGM will be on **Saturday, 6 July** – a week earlier than our normal meeting date.

Subscriptions 2024/25

In accordance with our constitution, our Committee determines the annual subscription for Coastal Quilters and the Treasurer brings a remit to the AGM for approval. The Committee has decided to increase the annual subscription to \$30 per full year to cover the increases in our costs, like hall hire, magazines, refreshments.

While you will all be keen to pay your subs we recommend that you don't until after the AGM. For those people who tend to pay before 31 May, we strongly request that you don't, as this is still the 2023/24 financial year and causes difficulties for the Treasurer.

Remits


In accordance with our constitution, if you wish to bring a remit to the AGM you must notify the Secretary of Coastal Quilters a month before the AGM. This will be Saturday 8 June.

With our AGM coming up in July, we are again asking members to have a think about joining our new Committee. It is not onerous, one meeting a month and we have the option of joining the meeting online rather than having to go out on a cold winter evening. Please talk with Nicky or one of the committee members. It's a good way of getting to know other members.

May Work Day

Photos from our recent work day.

Heads down – all hard at work.



Alison T



Raewyn

2024 Speakers

June: Lorraine Jones (Bali visits)
July: Clare Smith and Lisa Avery (on Japan visit)
August: Gillian Green

Lorraine (one of our newer members and also a Pinestream member) will be our guest speaker in June. Lorraine will talk about her visits to Bali over the years and will also have some beautiful batik fabrics for sale.

Gift Quilts

Workday Saturday 29 June from 9:30am – 3:00pm-ish. More information later in the Newsletter but note the addition of a Jelly Roll Race in the afternoon. There will be prizes!

I have quite a few packs of fabric, or I like to call them packs of potential, that need to be crafted into quilt tops. These packs are a good idea if you have a new ruler, tool, or want to try a technique, that you're not quite ready to unleash on those extra special fabrics in your stash.



Along with these packs, there are a couple of quilts that are pinned and ready to be quilted. If you'd like to practise your free-motion techniques, or are happy to do straight lines or serpentine stitch with your walking foot, these quilts are a great way to get that practice in. Come and see me at the June meeting for either of the above.

Block of the Month

If you've come up with an interesting idea for using up crumbs while working on the April BOM, or if you've seen an idea on your social media wanderings that could work for future BOMs, please get in touch with me to have a chat about making it work. Look out for June's BOM which is a Lisa and Margaret Avery collaboration.

The instructions for the April BOM are attached with the newsletter again. Feel free to make as many of these as you wish.

Alison Spurdle
027 306 2822




Retreats

Our Mini Retreat isn't too far away – on 26-27 July. If you haven't already done so, don't forget to get your registration form completed and handed in. If you are a new member, the mini retreats are always a great way of getting to know others and are very useful in picking up tips and learning from other more experienced quilters. They're always good fun, and the food is pretty good too.

MARK THESE DATES IN YOUR DIARIES

2024 Mini Retreats	26-27 July 2024 (Form attached to email) 22-23 November 2024
2024 Full Retreat	23-25 August 2024 (Please note this is earlier than previously advertised)
2025 Full Retreats	4-6 April 2025 5-7 September 2025

Classes 2024

Date	Class Name	Description	Payment Code
15 th June	Finish it Up – Di Barnden	Get those UFO's into the daylight and get them moving. Di will be on hand as always to help, advise and get you back on track. Always a fun day.	FinUp
20 July	Komebukuro Bag (Rice Bag) – Clare Smith 	Learn how to do 'One Stitch Sashiko' and turn your stitching into a Komebukuro bag (rice bag). Participants will explore a range of different one stitch sashiko stitches in class then complete the panels at home ready to return and complete the bag construction in a second class. The stitched panels could also be used to make pincushions and these are quick to make and make great gifts. <i>Sample bags will be on display at next meeting.</i>	BagCl
17 August	Bear Paws – Di Barnden 	Small Lap Quilt can be made with one colour or several. Go hunting in your stash to see what gems you can uncover.	BearPs
21 September	Christmas Stocking – Cherie Gurney 	Have a day of creative fun making your very own Christmas stocking. Choose from either the Black Christmas Tree Stocking kit or the Gold and Silver Stars Kit (included in the kit is a prequilted Christmas stocking, embroidery floss, tape and cord). You will learn how to paint fabric, handstitch text and join all the components together by machine stitching to finish off. Fabric paint and paint brush supplied by tutor. Note: Kit is supplied by tutor at a cost of \$40.00	Xmas

If you have any suggestions of classes that you would like to do, please talk to Nicola Drake (email l.n.drake@xtra.co.nz) or put a note in the suggestion box which is on the sign-in table on meeting days. Occasionally a class will have an additional cost for equipment or materials.

- Your place in class is not secured until you pay. Please ensure you register and pay and do not just turn up on the day.
- All classes start at **9.30am (unless otherwise stated)** and are held at the St Andrews Church Hall, Steyne Avenue, Plimmerton unless stated otherwise. Please arrive early to set up your machines etc.
- **It is important we each remember to help clear up our own area (table away & floor clean) before leaving – we are all volunteers!**
- Please be mindful that attendance at any of our classes is for those members who have enrolled and paid to attend. Turning up without enrolment or popping in puts extra pressure on our limited space, time and tutors. Thank you.

When paying online, use the club's bank account BNZ - 02 0524 0056822 00 and please remember to include your name and the Payment Reference for the class you are doing. Classes are \$40.00 for members and \$55.00 for non members.

Meeting Duties (All helpers to arrive by 12.45 pm)

If you are unable to do your duty please contact a committee person.

Our pool of members able to contribute, especially with heavy lifting, is limited so we really appreciate your offers to help on the day, even though you may not have been down for any duty.

June 2024		July 2024	
Hall:	Wendy Neilson	Hall:	Lindy McKeown
Kitchen:	Sue Tattersall Annette Veitch	Kitchen:	Denise Daniel Janice Emeny
Sales:	Jean Corin Verena Coleman Denise Field Prue Cooke-Willis	Sales:	Jean Corin Verena Coleman Denise Field Prue Cooke-Willis
Raffles	Leza Marfell	Raffles	Marg Jorgensen
Quilt Holders:	Hannie van Cruchten Leonie Bond	Quilt Holders	Lisa Avery Di Barnden
Frames	Alz and Janine Armstrong	Frames	Alz and Janine Armstrong
Library:	Jan Lucas	Library:	Helen Westerbeke

Helper Duties

If you are new to helping out with duties, the following is a simple version of what is expected.

Hall	Please arrive by 12.45 to help put out chairs in the hall and at the end of meeting help stack any unreturned chairs to back of hall.
Kitchen	Simone brings milk, biscuits and cups etc. Prior to start of meeting, you need to put out cups, biscuits, coffee, milk in jug, make sure zip is boiled and teabags put in pot ready for the tea break. Help pour tea during break and afterwards wash up any cups and tidy up kitchen area.
Sales	A committee person will direct you as to what is required eg put out fabrics, books etc on sales tables, take in sales and after afternoon tea help pack up and count all money taken in.

Raffles	Sit at raffles table and sell raffles! At end of afternoon tea, count up money taken which is then given to Alison Tierney (Treasurer)
Library	Maree and librarian helpers will give you a container of pens and as books are taken out, members name and date of return are written on library book cards. (Return date of books is the month following). Cards to be put in numerical order in container and given back to Library Helpers at end of break.

Helpers:

Jean Corin, Denise Field, Verena Coleman (Sales Table), Simone Etheredge (Chief Tea Lady), Maree Le Comte, Louise Shirkey, Judy Elliot (Library), Prue Cooke-Willis (Club Membership), Alison Spurdle and Prue Cooke-Willis (Gift Quilts), Lesley Hall (Mini-retreat, Sit 'N' Stitch), Alz and Janine Armstrong (Frames & Photos), Rachel-Mary Perry (Almoner), Angela Ambler (Greeter) .

Classes: Nicola Drake

Membership: Prue Cooke-Willis 027 337 3493 Email: prudencecw@gmail.com

Rachel-Mary Perry is our Club Almoner. Please contact Rachel-Mary on 021 1705 151 or email rmperry1943@gmail.com if you know of someone coping with an illness or bereavement.

SYMPOSIUM 2024 REGISTRATIONS

for more information and to register for this awesome event in October 2024 go to www.quiltssymposium.com



Committee

Nicky Gardner	President	04 232 2805
Gayle Carmichael	Past President	027 602 7888
Lindy McKeown	Newsletter Editor	021 2800 315
Alison Tierney	Treasurer	04 904 4105
Alison Spurdle	Gift Quilts Coordinator	027 306 2822
Hannie Van Cruchten	Retreats	021 033 8070
Georgina Shann	Secretary	021 027 26225
Nicola Drake	Classes	021 396 473
Vacancy	Block of the Month	
Maree Le Comte	Librarian	04 232 4425
Prue Cooke-Willis	Membership and Gift Quilts	027 337 3493

Have you changed your address – snail or email?

If so, please let Prue (prudencecw@gmail.com) know so she can update lists and keep you in touch with Coastal Quilters.

Coastal Quilters Bank Account Number

Payment of classes, retreats, subs, bus trips etc, please include your surname and the reason for payment eg subs, Bus trip, class name (payment reference)

BNZ - 02 0524 0056822 00

Tips

Did you know you needed to moisturise your cutting mats? (from Isobel)



A mat that is kept moisturised, makes cutting more effortless, and your rotary cutting blades won't dull as quickly. To moisturise your mat occasionally, place it in a cool water bath with approximately 1 cup of white vinegar to every 15 litres of water. Leave to soak for about 20 minutes. Using a soft scrubbing brush and a splash of gentle liquid soap, you can clean the surface at the same time. Rinse, air, or towel dry (no heat or direct sunlight!) . If your mat smells, this should really help too.

How to soak a mat that's too large for the bath? If your mat is giant and won't fit in your tub; soak one half and then turn it and soak the other half. Admittedly, it's harder to do this but it is manageable.

For any stubborn fluffy bits use an eraser to pull them out of the cuts.

Sorting Fabric by Value – Your Phone or Tablet to the Rescue!

For some of our newer quilters - Have you ever had to sort a variety of fabrics by value and just couldn't be sure about where some fall on the value scale? This trick is quick, easy and sure to be a big help. The value of fabric or where it falls on the light to dark scale, is often complicated by colour and pattern. Take the colour away and it's usually easier to sort fabric by value. **Your phone or tablet can help.** Take a photo of the fabrics, turn the photo to a grayscale (which removes all the colour), and you'll instantly see the values.



Clare Smith's Gallery, Arts on Track

Plimmerton railway station has taken on a new life as an artists' workshop and gallery.

Arts on Tracks opened Sunday 28 April and from April 29 they will be open every weekday between 10am and 2.30pm.

Please come along and meet these professional artists working here and sharing their work.

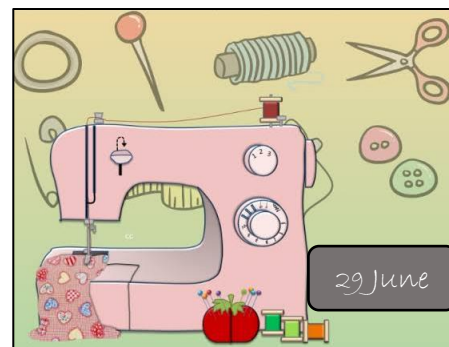


Diary in Saturday, 3 August for our Bus Trip – more details will come out soon.

Coastal Quilters Gift Quilt Workday

Saturday 29 June, St Andrews Church Hall

The day will run from 9:30am until approximately 3:00pm, but this year we will be running the day in two parts. You are welcome to come for the majority of that time, or just the time that suits you. Even dropping by to pick up a task or drop one off would be much appreciated.



Part 1 - Morning

We have a large number of quilt tops that need backings and battings, and then they need quilting. Our main focus this year, to assist with moving these projects on, will be to:

- piece backings from our larger fabric pieces, and cut some wide backings to fit each quilt top project,
- piece batting scraps into bigger sizes and cut batting from the roll to fit each quilt top project,
- pin some quilts ready for quilting.

Other tasks that need doing:

- Quilting of quilts
- Making up bindings (because it's very handy to have rolls of different coloured bindings to have on hand to get those quilted quilts finished off!)
- Sewing bindings onto quilts
- Or you may wish to look through the Gift Quilt fabric that will be there and curate some coordinating fabrics that could be made into a quilt top.

Part 2 – Afternoon

In the afternoon we will have a bit of fun and run a Jelly Roll Race! If you've not done one of these before, there are a lot of videos that demonstrate. It's a good idea to get familiar with the methods before you come along and give it a try. Check out the videos below:



Sew Yeah – 2-hour Jelly Roll Race with a Twist

Make a Jelly Roll Race with Jenny Doan (There's also a 2 and 3 version!)

You can be a team of one, or have a partner to help make things a bit easier – it's over to you. You'll need a sewing machine, plenty of thread, scissors, and of course a Jelly Roll and any co-ordinating fabric if you want to add highlights. We have a couple of Jelly Rolls donated to Gift Quilts that need making up. However, I'm sure there are a few Jelly Rolls in members' stashes that are volunteering themselves to be part of the race!

Please let either myself or Prue Cooke-Willis know with a short email or text if you plan on coming to the Workday for part or all of the day. Give us an idea on which tasks you'd be happy to do, and if you want to participate in the Jelly Roll Race. Bring your tools for what you'd like to work on – Sewing machine, rotary cutter and board, iron, sewing and quilting necessities, etc, but most importantly - your creative brain!

We'll have tea and coffee available but bring your own lunch or purchase from one of the local eateries. It's going to be a fun day of working together towards creating special quilts for children in our communities through Whare Manaaki and Te Whare Tiaki Wahine Refuge. We're looking forward to seeing you there!

Alison Spurdle
027 306 2822
ajspurdle@gmail.com

Prue Cooke-Willis
027 337 3493
prudencecw@gmail.com

Japan Visit

Some of you may know I was lucky enough recently to have four weeks visiting Japan, 10 days of which were a cruise enjoying a bit of luxury, being waited on and making the most of not having to cook meals and other daily chores. I can recommend Japan as a great place to visit – peaceful, clean, orderly, everything runs on time, friendly people who are always willing to help lost tourists! I was also fortunate in being able to suss out a few fabric shops along the way which was wonderful, but with a husband waiting outside chomping at the bit to do other exploring, time was always limited in these places. Here are a few photos if you're interested. *Lindy*



A fun Festival weekend in Toyama



Exploring Takayama




Golden Pavilion, Kyoto



Full bloom Cherry blossoms, Philosophers Walk, Kyoto




Yuzawaya - fabric store Yokohama



Dress up time



Nappori Fabric town purchases



Spoilt – brekkie on board

Coastal Quilters Events Calendar 2024		
From now	Until 7 July	Boro—Timeworn textiles of Japan , Pip Steel collection, Te Manawa Museum, Palmerston North
From now	Until 15 June	Changing Threads , Contemporary textile fibre art awards, 114 Hardy St Nelson
June	1-2	'King's Birthday Exhibition of all things Quilty' , Whangamata Patch & Quilt Club, Memorial Hall, Port Rd, Whangamata; open 9am-4pm; entry \$5
June	8	Club Meeting (Speaker: Lorraine Jones)
	15	Class: Finish It Up , Di Barnden
	29	Gift Quilt Workday
	28-30	Taupo Quiltmakers' Exhibition , Great Lake Centre, Story Place, Taupo; open 10am-4pm Fri-Sat, 10am-3pm Sun; entry \$5
July	5-6	Auckland Quiltmakers Show & Market , Mt Albert War Memorial Hall, 773 New North Rd, Mt Albert; open 10am-4pm; entry \$5
	6	Club Meeting (AGM) (Please note this is a week earlier than our normal monthly meeting)
	26-27	Mini Retreat
	20	Class: Komebukuro Bag (Rice Bag) , Clare Smith
August	3	Club Bus Trip to the Wairarapa , Lisa Avery
	10	Club Meeting
	17	Class: Bear Paws , Di Barnden
Aug-Sept	30-1 Sept	Full Retreat, Silverstream
September	14	Club Meeting
	21	Class: Christmas Stocking , Cherie Gurney
October	2-6	Quilt Symposium – Cambridge High School – Registrations open
	9	Club Work Day
November	9	Club Day
	22-23	Mini Retreat
December	14	Christmas Meeting
Coastal Quilters Events Calendar 2025		
April	4-6	Full Retreat, Silverstream
May	16-18	The Great NZ Quilt Show 2025, Christchurch
September	5-7	Full Retreat, Silverstream